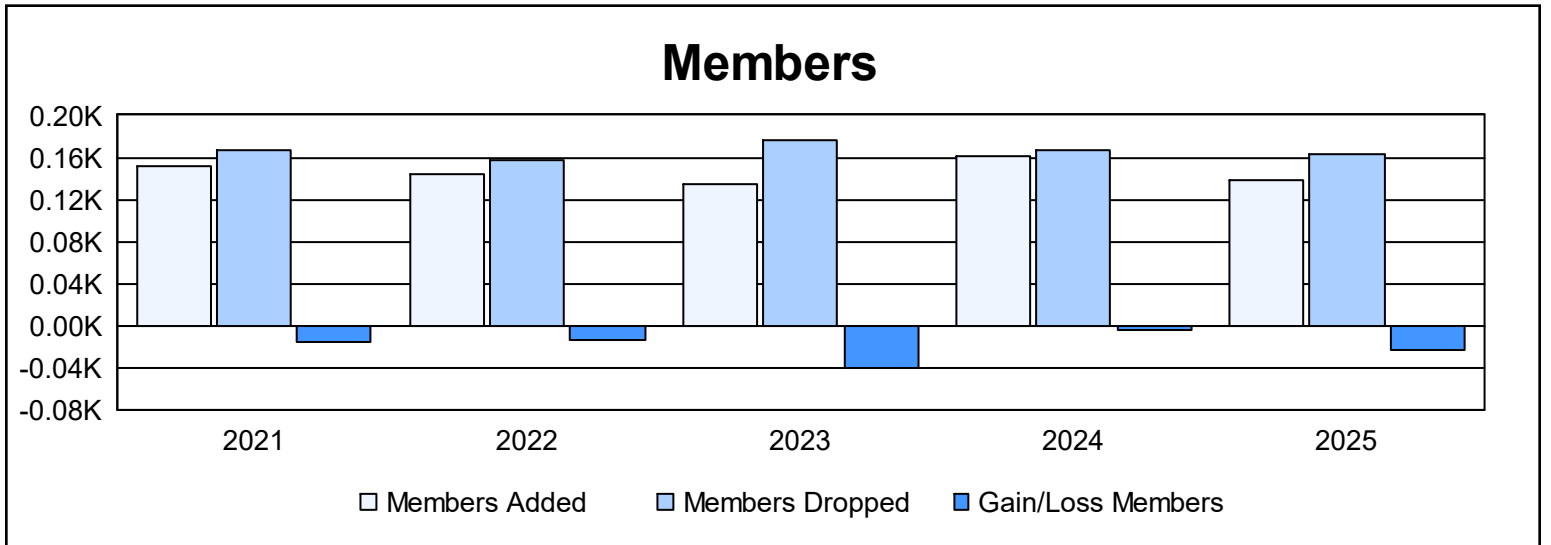
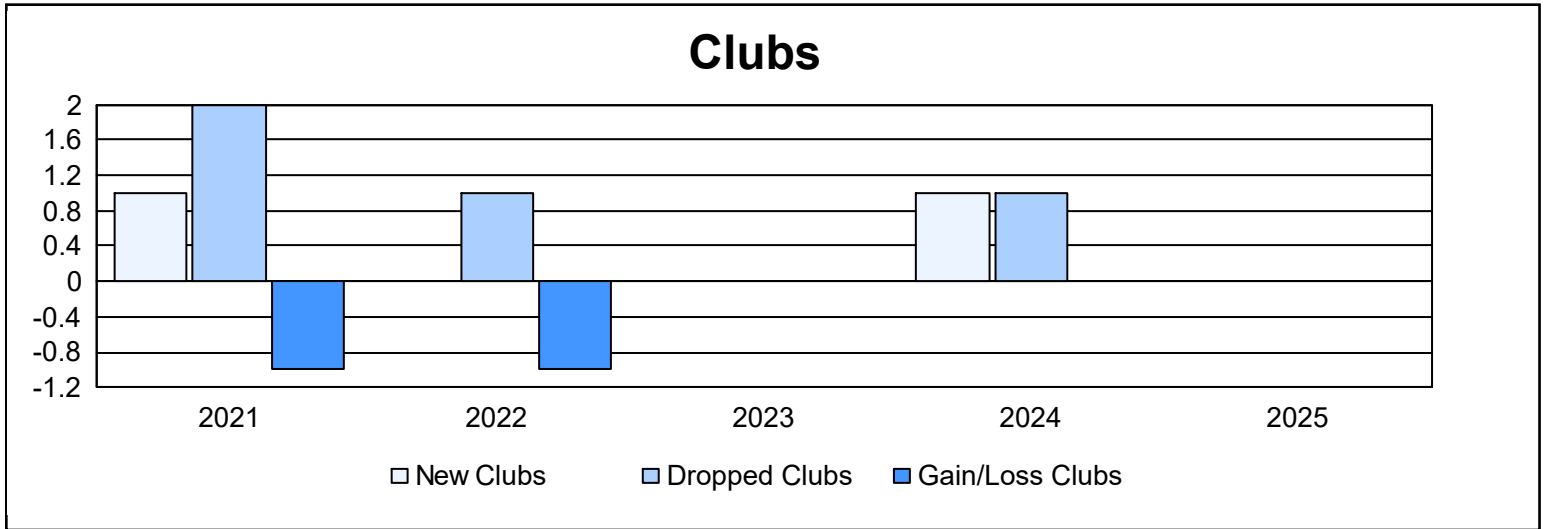
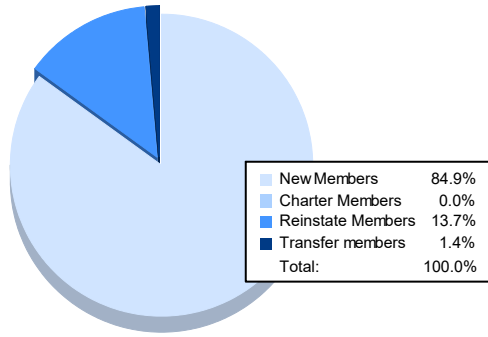


Year	New Clubs	Dropped Clubs	Gain/ Loss Clubs	New Members	Charter Members	Reinstate Members	Transfer Members	Total Member Added	Total Members Dropped	Gain/ Loss Members
2020-2021	1	2	-1	102	29	14	6	151	167	-16
2021-2022	0	1	-1	126	1	8	8	143	157	-14
2022-2023	0	0	0	125	2	5	3	135	176	-41
2023-2024	1	1	0	118	23	7	13	161	166	-5
2024-2025				118	0	19	2	139	162	-23
<b>Average</b>	<b>1</b>	<b>1</b>	<b>-1</b>	<b>118</b>	<b>11</b>	<b>11</b>	<b>6</b>	<b>146</b>	<b>166</b>	<b>-20</b>



### Membership Composition June 2025 Cumulative



### Gender Composition June 2025 Cumulative

